



Maths: what will your child learn in year 3?

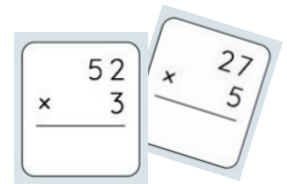
Number and Place Value:

- Counting in steps of 4, 8, 50 and 100
- Recognising place value of each digit in a three-digit number
- Comparing and ordering numbers to 1000 and writing these numbers in numerals and words

Hundreds (H)	Tens (T)	Ones (O)


Calculating:

- Adding and subtracting with numbers up to three digits using column addition and subtraction
- Knowing multiplication facts for the 3, 4 and 8 times table
- Multiplying two-digit numbers by one-digit numbers
- Adding and subtracting amounts of money



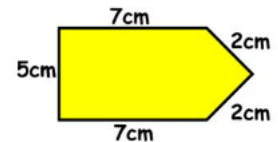
Fractions:

- Finding fractions of quantities
- Understanding equivalent fractions
- Adding and subtracting fractions with the same denominator



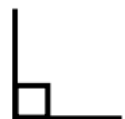
Measurement:

- Adding and subtracting measurements of length, weight and capacity
- Working out the perimeter of simple 2D shapes
- Telling and writing the time using the 12-hour and 24-hour clock



Geometry:

- Drawing 2D shapes and making 3D shapes
- Recognising right angles and identifying whether angles are greater or smaller than a right angle
- Identifying horizontal and vertical lines and pairs of parallel and perpendicular lines



Statistics:

- Interpreting and presenting data using bar charts, pictograms and tables
- Answering one-step and two-step questions about the data presented



Maths at home:

- Dice games – take turns to roll two dice and add them up. Keep taking turns to roll a single dice and add this to the total until a player reaches 100.
You can also start at 100 and keep taking away the amount on the dice until a player gets to 0
- Money – count money in jars and purses. Use cash to pay for items. Encourage your child to work out how much money they will need and how much change they will get
- Time – practise telling the time through daily activities; when you leave the house, when it will be time to eat etc
- Weigh and measure ingredients for cooking together
- Encourage your child to play with symmetry – make paper aeroplanes with symmetrical folds or paint butterfly pictures
- Times tables – display a times tables poster on the fridge, chant the 3, 4 and 8 times tables on the way to school, practise online using games on timestables.co.uk or [hit the button](#)

